

# PD8 CONVERTER OF RS-485/ETHERNET INTERFACES

## FEATURES:

- UDP protocol
- RealPort service
- MODBUS TCP
- TCP socket

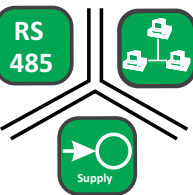


- Enables the access to devices with RS-485 interfaces for master devices and SCADA applications through the Ethernet network.
- Device configuration through any web browser.
- Different working modes:
  - TCP/IP socket,
  - Modbus TCP,
  - RealPort network service (resources connected to the computer, visible through the virtual port COM in the master computer),
  - UDP serial bridge (enables the connection of many parts of the MODBUS network in one whole connected through the Ethernet network).
- Configuration through USB port.
- Password protection.

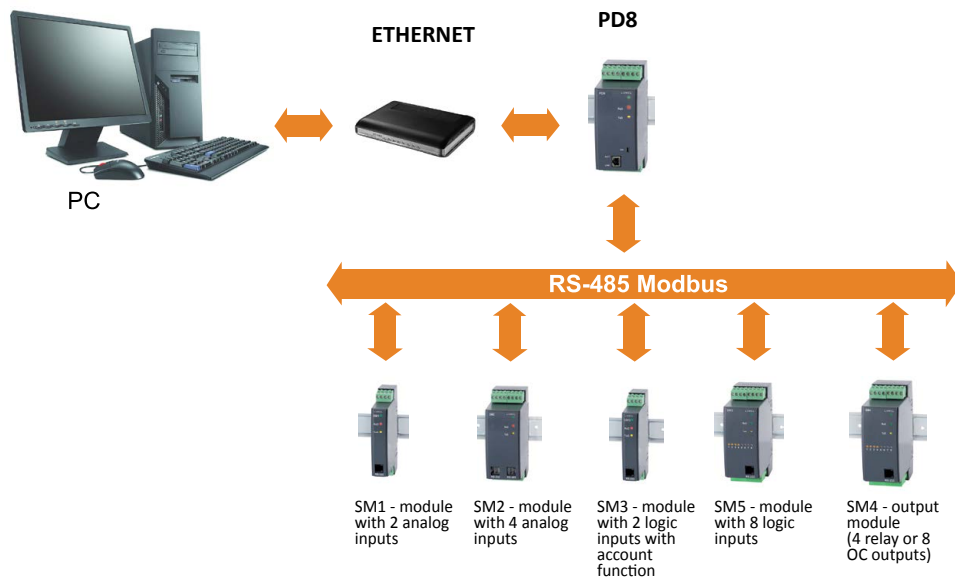
## INPUTS/OUTPUTS:

- RS 232
- RS 485
- USB

## GALVANIC ISOLATION:



## EXAMPLE OF APPLICATION



## DIGITAL INTERFACES

Interface type	Properties	
RS-485	Baud rate	9, 10, 11, 12 [bit]
	Baud rate of the RS-485 port	300, 600, 1200, 2400, 4800, 9600, 19200, 38400, 57600, 115200 bit/s
	Maximum response time for the query frame	1000 ms
	Transmission range	up to 1200 m at 9600 bit/s
Ethernet	Type of interface	10/100 Base-T
	Transmission protocol	Digi RealPort®, TCP/IP, HTTP, ICMP, DHCP, ARP
	Baud rate	10/100 Mbit/s
USB	Baud rate	300, 600, 1200, 2400, 4800, 9600, 19200, 38400, 57600, 115200 bit/s
	Transmission protocol	RCI

## EXTERNAL FEATURES

Status and data flow indicators	5 diodes (supply, RxD, TxD, ACT, LNK)	
Overall dimensions	45 x 120 x 100 mm	
Weight	0.2 kg	with packing
Protection grade	housing: IP30	from terminal side: IP20
Fixing	on a rail	

Export department:  
Tel.: +48 68 45 75 139/  
276/386  
Fax: +48 68 32 54 091  
e-mail: export@lumel.com.pl

LUMEL S.A.  
ul. Sulechowska 1  
65-022 Zielona Góra  
POLAND  
[WWW.LUMEL.COM.PL](http://WWW.LUMEL.COM.PL)

## RATED OPERATING CONDITIONS

Supply voltage	85..230..253 V a.c./d.c. or 20..24..50 V a.c./d.c.	Input power: ≤ 5VA Supply frequency: 40..50..440 Hz
Temperature	ambient: -20..23..55°C	Storage: -20..70 °C
Relative humidity	< 85%	
Operating position	any	
External magnetic field	400 A/m	
Admissible sinusoidal vibrations	frequency: 10..150 Hz	Shift amplitude: ≤ 0.15 mm
Time of readiness obtainment since the device connection	≥ 16 s	

## SAFETY AND COMPATIBILITY REQUIREMENTS

Electromagnetic compatibility	noise immunity	acc.to EN 61000-6-2
	fastness against supply decays	acc.to EN 61000-6-2
	emission of radio electric perturbations	acc.to EN 61000-6-4
Pollution level	2	acc.to EN 61010-1
Installation category	III	
Max.phase-to-earth operating voltage	for supply circuit: 300 V, for other circuits: 50 V	
Altitude a.s.l.	< 2000 m	

## CONNECTION DIAGRAMS

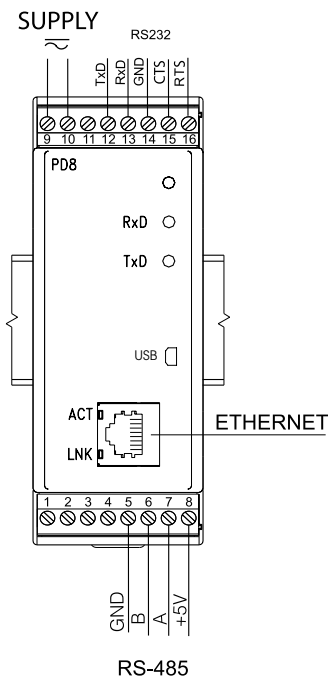


Fig.1 External connections of the PD8 converter

## ORDERING CODE

	PD8 -	X	XX	X	X
<b>Supply voltage:</b>					
85...253 V a.c./d.c.		1			
20...50 V a.c./d.c.		2			
<b>Version:</b>					
standard			00		
custom-made			XX		
<b>Language:</b>					
Polish				P	
English				E	
other*				X	
<b>Acceptance tests:</b>					
without extra requirements					0
with an extra quality inspection certificate					1
acc. to customer's request*					X

\* - after agreeing with the manufacturer

### Ordering example:

The code **PD8 - 1 00 E 1** means:

- PD8** - module of PD8 type
- 1** - supply voltage: 85...253 V a.c./d.c.
- 00** - standard version
- E** - English version
- 1** - with an extra quality inspection certificate.

## SEE ALSO:



Input and output modules



SM7 - radio transmission module



MR03 - high power radio transmission module



LUMEL - Procs software

### OUR OFFER



[www.lumel.com.pl](http://www.lumel.com.pl)

For more information about LUMEL's products please visit our website: [www.lumel.com.pl](http://www.lumel.com.pl)

**Export department:**  
Tel.: +48 68 45 75 139/  
276/386  
Fax: +48 68 32 54 091  
e-mail: export@lumel.com.pl

LUMEL S.A.  
ul. Sulechowska 1  
65-022 Zielona Góra  
POLAND  
**WWW.LUMEL.COM.PL**